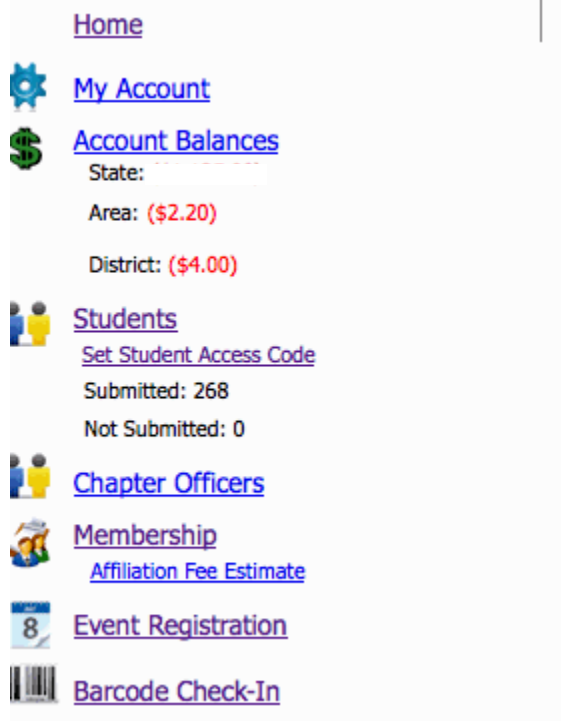


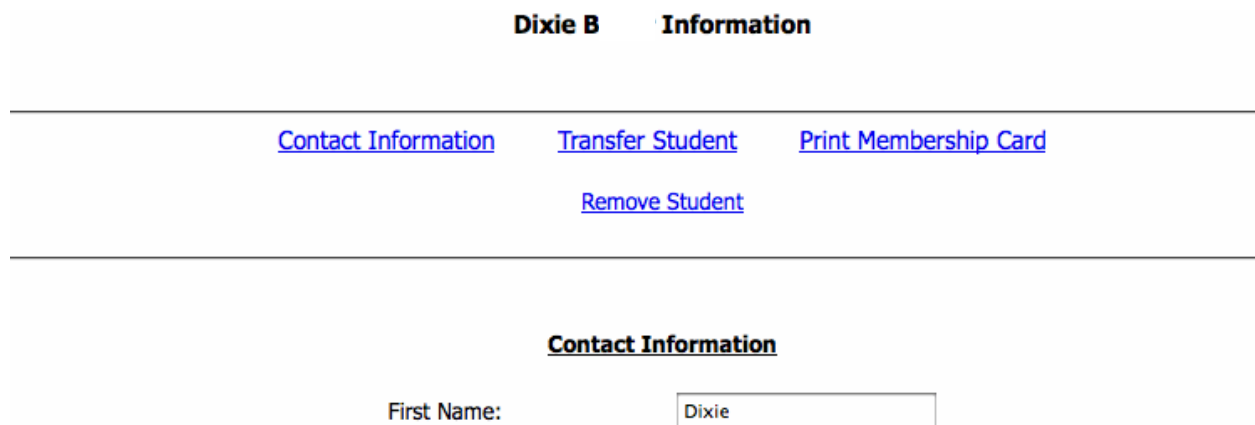
Here are the steps to print out the membership card and barcode for students.

1. Log into your Texas FFA Roster Account
2. Click on "Students" in the left hand column of page




3. When the student list appears click on one of the students names that you want to print out a Membership card.

4. When the following window appears click on PRINT MEMBERSHIP CARD.



5. A window will pop up that looks like this one below, usually a PDF file that will open in ADOBE. Print the entire page and then fold or cut the Membership Card out.



I hope this helps, if not let me know.

David Reiley
210 771-5755 cell

Warren Beard
830 931-4773 cell